HEADLIGHT

BULB REPLACEMENT

Remove the front visor (page 2-3).

Remove the bolts and headlight case.

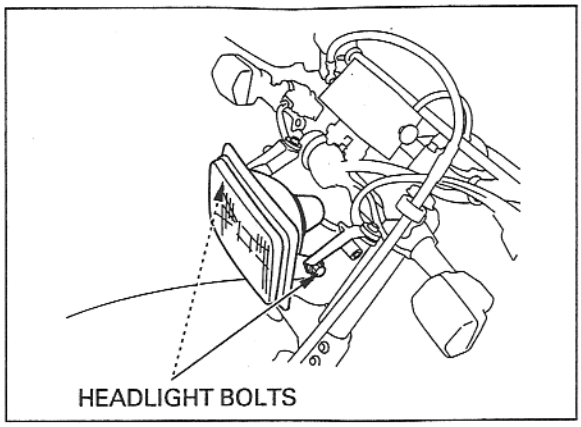

Remove the dust cover.
Remove the retainer spring.

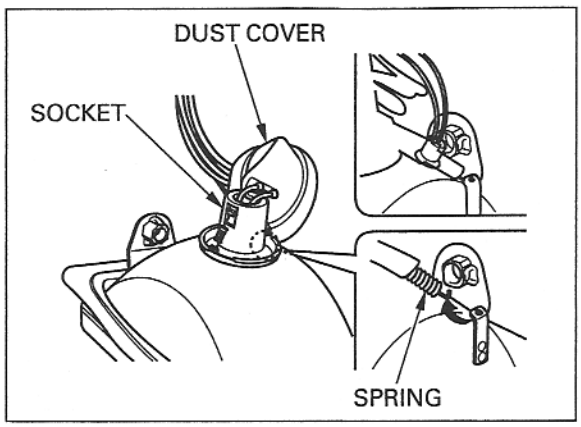

Remove the headlight bulb/retainer assembly.
Remove the bulb by turning it counterclockwise.

Installation is in the reverse order of removal.

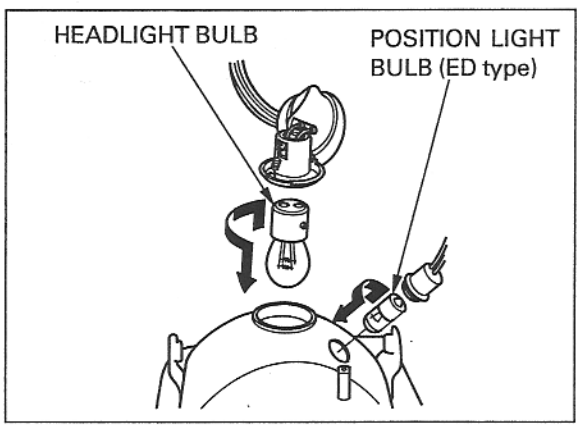

TAIL/BRAKE LIGHT

BULB REPLACEMENT

Remove the screws and taillight lens.

Remove the tail/brake light bulb and replace it.

Install the taillight lens and tighten the screws securely.

