Slide the brake caliper rearward and pull it off of the slide rail on the swingarm.



Remove the screws and brake disc cover.
Remove the oil bolt, sealing washers and brake hose eyelet joint from the caliper.



DISASSEMBLY

Remove the caliper bracket from the caliper body.

Remove the brake pad spring from the caliper body.
Remove the brake pad retainer from the caliper bracket.
Remove the caliper pin and bracket pin boots.

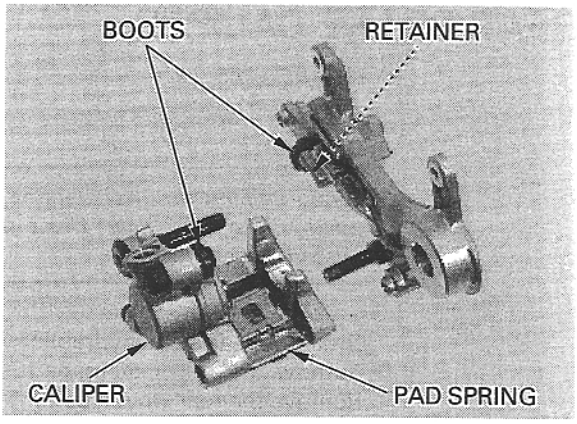

If necessary, lightly apply compressed air to the caliper fluid inlet to get the piston out.

Place the shop rag under the caliper to cushion the piston when it is expelled.
Use the air in short spurts.

⚠WARNING

Do not bring the air nozzle too close to the inlet or the pistons may be forced out with excessive force that could cause injury.

