Remove the end plate from the fork spring's bottom side.

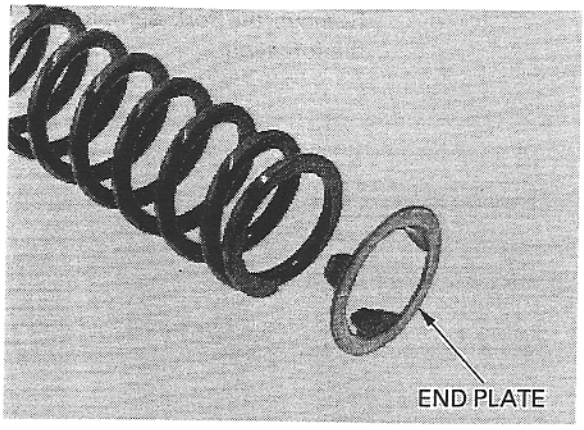

Empty the fork oil from the fork by pumping the fork tube 8—10 times.



Remove the rebound adjuster collar and distance collar from the piston rod.
Empty the fork oil from the fork damper by pumping the piston rod 8—10 times.



Hold the caliper bracket or axle holder of the fork slider in a vise protected with a piece of wood or soft jaws.

CAUTION:

Do not overtighten the vise. You may deform or break the fork slider.

Loosen the center bolt and sealing washer.

TOOLS:
Fork damper holder, 27 mm 07PMB-KZ40101

Remove the center bolt and sealing washer.

