FORK

REMOVAL

Remove the following:
- Front visor (page 2-3)
- Front wheel (page 14-4)
- Brake hose clamp
- Front brake caliper (page 16-12) without disconnecting the brake hose
- Speedometer cable clamp

Do not hang the brake caliper by the brake hose.



Loosen the top bridge pinch bolts.

NOTE:

If the fork legs will be disassembled, loosen the fork caps, center bolts and upper fork boot screws before loosening the fork pinch bolts.



Loosen the bottom bridge pinch bolts.
Remove the front fork.



DISASSEMBLY

Loosen the fork boot screws.
Remove the fork boot from the front fork.

