Pack all bearing cavities with grease.

Install the bearings with the seal side facing out.

Drive in the new right wheel bearing into the hub using the special tools as shown.
Install the distance collar.
Drive in the new left wheel bearing into the hub using the special tools as shown.



TOOLS:

Driver	07749-0010000
Attachment, 32 × 35 mm	07746-0010100
Pilot, 17 mm	07746-0040400

Install the brake disc with the "⇦ DRIVE " mark facing out.

Install the hub cover and front brake disc.
Apply locking agent to the brake disc bolt threads.
Install and tighten the brake disc bolts to the specified torque.

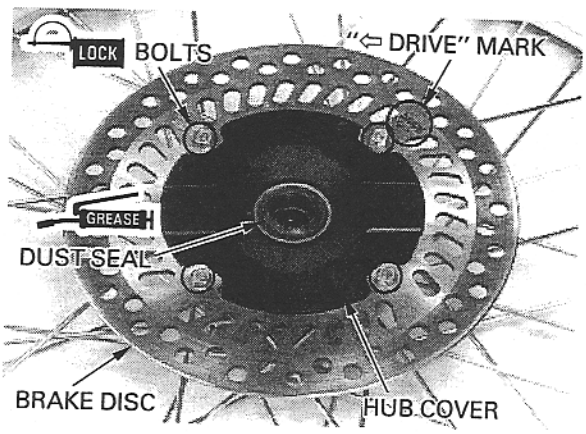

TORQUE: 20 N·m (2.0 kgf·m , 14 lbf·ft)

Apply grease to the left dust seal lip.
Install the left dust seal.

Install the left wheel collar.



Apply grease to the speedometer gear retainer.
Install the speedometer gear retainer into the wheel hub, align the tangs with the slots.

