Align the index mark on the crankshaft gear with the index marks on the balancer gear as shown.

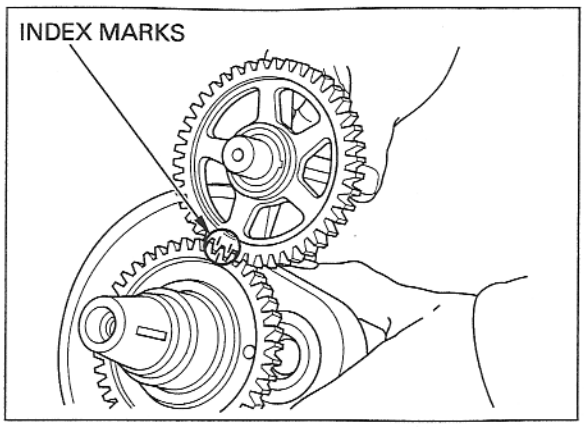

Temporarily install the crankshaft with the balancer into the left crankcase.



Install the thread adapter onto the crankshaft.

TOOL:

Thread adaptor	07931-KF00200



Install the crankshaft into the left crankcase using the special tools.

TOOLS:

Assembly collar	07931-KF00100
Shaft puller	07931-ME40000

