Assemble the link arm to the throttle valve.
Install and tighten the screws to the specified torque.

TORQUE: 1 N·m (0.1 kgf·m , 0.7 lbf·ft)

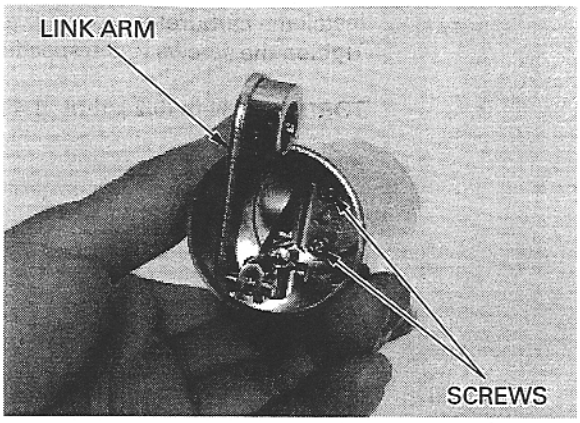

Install the throttle valve assembly and plastic washer.



Return spring should not hang over the retaining tab on the carburetor body.

Install the return spring and throttle drum as assembly.



Align the hole in the link arm with the threaded hole in the link arm shaft and install the set screw.

Install and tighten the link arm set screw to the specified torque.

TORQUE: 2 N·m (0.2 kgf·m , 1.4 lbf·ft)

Install a new O-ring.

