Remove the oil outlet pipe bolt, dowel pin and O-ring.

Do not bend the oil outlet pipe.

Remove the oil outlet pipe.

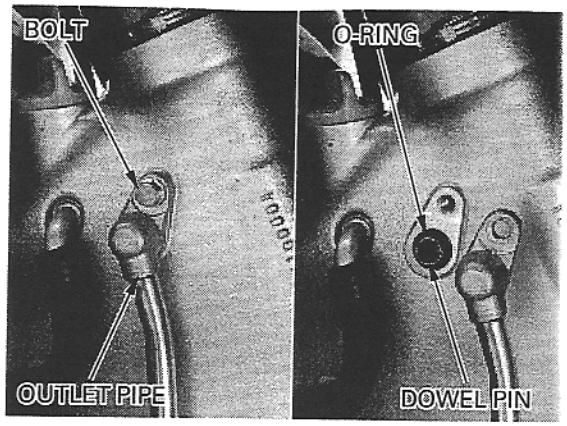

Remove the oil inlet pipe bolt and sealing washers at the frame.

Do not bend the oil inlet pipe.

Remove the oil inlet pipe.



INSPECTION

Check the oil pipes and pipe bolts for damage or bends, replace if necessary.

If clogged, clean with non-flammable or high flash point solvent.

⚠WARNING

Never use gasoline or low flash point solvents for cleaning the oil pipe. A fire or explosion could result.

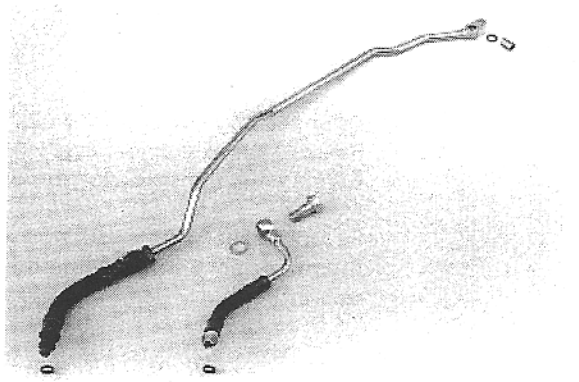

INSTALLATION

Install the dowel pin and new O-ring.

Do not bend the oil outlet pipe.

Install the oil outlet pipe and oil pipe bolt.
Tighten the bolt securely.

