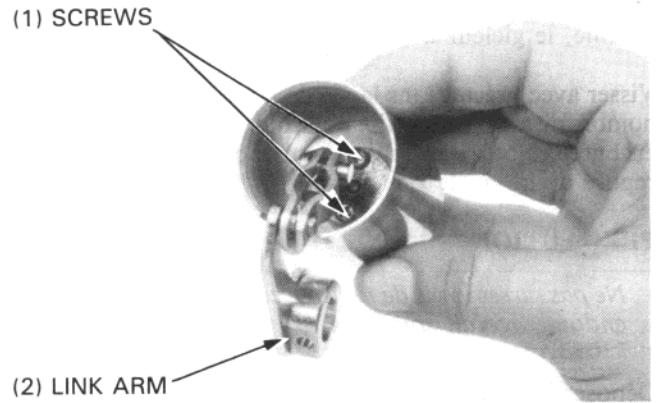


FUEL SYSTEM

Remove the two screws attaching the link arm to the throttle valve and separate the link arm from the throttle valve.

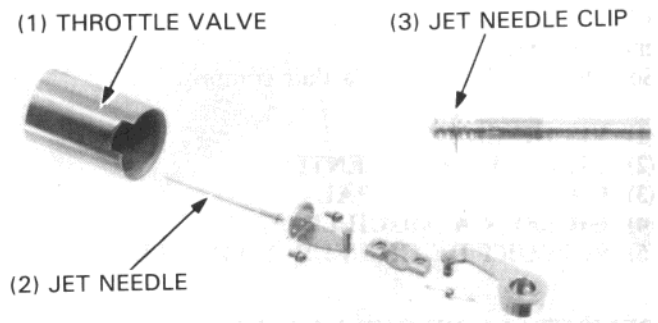


Remove the jet needle set spring and jet needle. Check the throttle valve and jet needle for wear, nicks or other damage.

Assemble the throttle valve in the reverse order of disassembly.

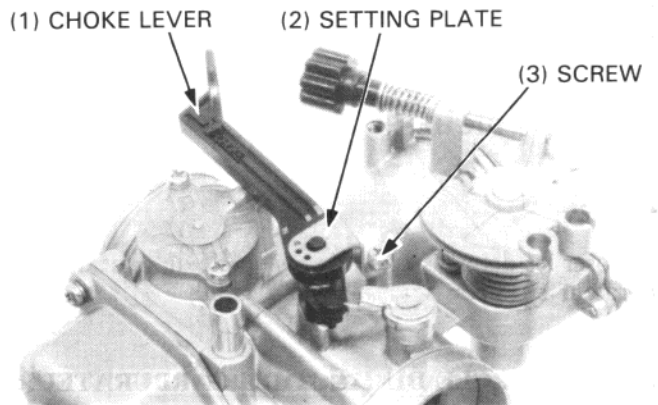
NOTE

- Install the jet needle clip on the jet needle.
STANDARD: 3rd groove
- Align the hole in the link arm with the threaded hole in the link arm shaft and install the set screw.



AIR CUT-OFF VALVE

Remove the choke lever setting plate and the lever.



Remove the two screws attaching the air cut-off valve cover and the cover.

