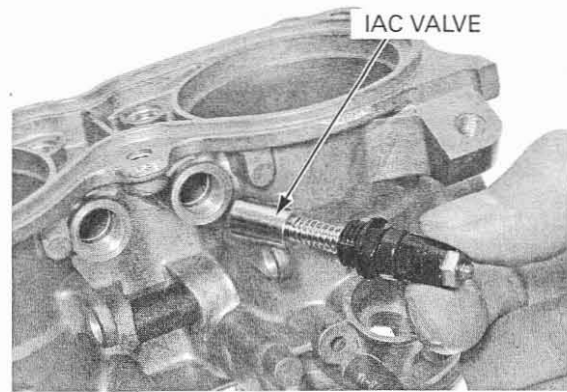


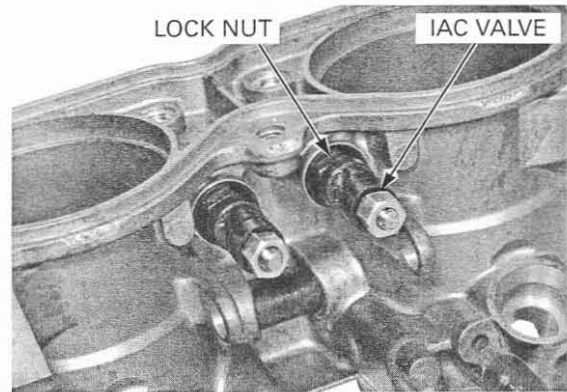
FUEL SYSTEM (Programmed Fuel Injection)

Install the IAC valves into the valve holes.




Tighten the IAC valve lock nut to the specified torque.

TORQUE: 1.8 N-m (0.18 kgf-m, 1.3 lbf-ft)



Install the three collars and IAC valve shaft.



No.1/2 IAC valve:

Install the No.1/2 IAC valve arm to the IAC valves. Install and tighten the IAC valve arm mounting screws to the specified torque.

TORQUE: 0.9 N-m (0.09 kgf-m, 0.7 lbf-ft)

Install the thermal valve link arm and tighten the screw to the specified torque.

TORQUE: 0.9 N-m (0.09 kgf-m, 0.7 lbf-ft)

