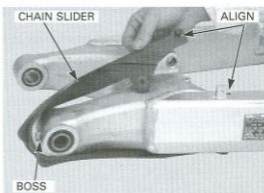



Install the drive chain slider, aligning the slit with the boss on the swingarm.
Install the drive chain slider bosses into the hole in the swingarm.



Install and tighten the new drive chain slider mounting bolts to the specified torque

TORQUE: 9 N·m (0.9 kgf·m, 6.5 lbf·ft)

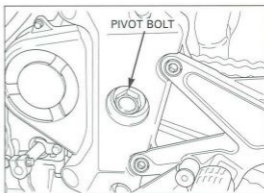


INSTALLATION

Apply a thin coat of grease to the swingarm pivot bolt sliding surface.
Install the swingarm onto the frame.
Install the swingarm pivot bolt to the frame and swingarm pivot.

Install and tighten the swingarm pivot nut to the specified torque.

TORQUE: 93 N·m (9.5 kgf·m, 69 lbf·ft)



Install the pivot bolt collar.

