


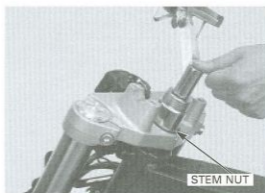
Install the top bridge, stem nut and washer.



Temporarily install the front fork.


Tighten the steering stem nut to the specified torque.

TORQUE: 103 N·m (10.5 kgf·m, 76 lbf·ft)



Install the front brake hose clamp, tighten the bolt to the specified torque.

TORQUE: 12 N·m (1.2 kgf·m, 9 lbf·ft)



Install the headlight case/meter mount stay and tighten the socket bolt/nut.

Install the following:

- Front fork (page 13-15)
- Handlebar (page 13-5)
- Combination meter (page 19-8)

