


ENGINE REMOVAL

Drain the engine oil (page 3-11).
Drain the coolant (page 6-4).

Remove the following:


- clutch cable (page 9-3)
- air cleaner housing (page 5-53)
- radiator (page 6-7)
- exhaust pipe/muffler (page 2-5)
- starter motor terminal nut (page 18-4)

Disconnect the upper water hose.



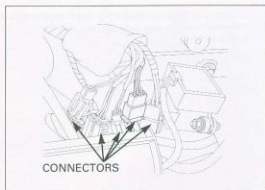
Disconnect the PAIR air supply hoses from the reed valve covers.
Disconnect the ignition plug caps.

Disconnect the crankcase breather tube.



Disconnect the following:

- crank pulse generator 2P connector
- regulator/rectifier 3P/4P connector
- speed sensor 3P connector
- oil pressure/neutral switch 2P connector
- side stand switch 2P connector
- ECT sensor 3P connector



- wire band
- cam pulse generator 2P connector

