









Quick Reference

These symbols are used in Controls & Features section:

SYMBOL	COMPONENT	SEE PAGE
I	ON — ignition switch	34
○	OFF — ignition switch	34
	4WD switch	35
	differential lock switch	36
	differential lock indicator — lights when the front differential lock mode engages	36
	start/over ride button	39
○	RUN — engine stop switch	40
	OFF — engine stop switch	40
	ON — headlight switch	41
•	OFF — headlight switch	41
	HI — headlight dimmer switch	41
	LO — headlight dimmer switch	41
P↑R	Parking Brake/Reverse Lever (P/R lever): P — parking brake R — riding in reverse	45