










# Quick Reference

---

These symbols are used in Operating Controls and Basic Operating Instructions sections:

SYMBOL	COMPONENT	SEE PAGE
	fast idle knob	25
	START button	15
	RUN – engine stop switch	15
	STOP – engine stop switch	15
	HI – headlight dimmer switch	15
	LO – headlight dimmer switch	15
	turn signal switch	15
	horn button	15
	PASS – headlight dimmer switch	15