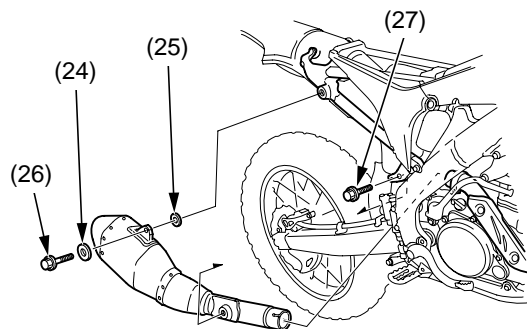



15. Install the washer A (24), washer B (25), muffler mounting B bolt (26) and muffler mounting A bolt (27).



- (24) washer A
 (25) washer B
 (26) muffler mounting B bolt
 (27) muffler mounting A bolt

16. Tighten the muffler clamp bolt (28) to the specified torque:
 15 lbf-ft (21 N·m, 2.1 kgf-m)



- (28) muffler clamp bolt

17. Tighten the muffler mounting B bolt (26) and muffler mounting A bolt (27) to the specified torque:

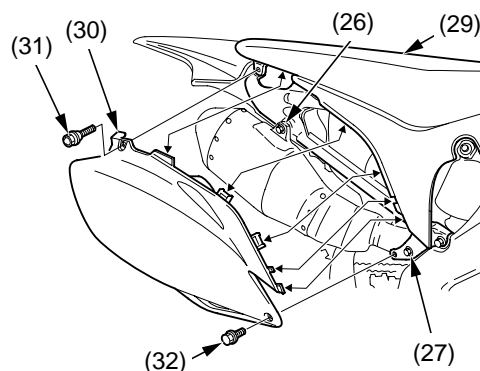
19 lbf-ft (26 N·m, 2.7 kgf-m)

18. Install the seat (29).

19. Install the side covers (30), seat mounting bolts (31) and bolts (32). Then tighten the seat mounting bolts and side cover bolts to the specified torque:

seat mounting bolts:
 19 lbf-ft (26 N·m, 2.7 kgf-m)

side cover bolts:
 7 lbf-ft (10 N·m, 1.0 kgf-m)



- (26) muffler mounting B bolt
 (27) muffler mounting A bolt
 (29) seat
 (30) side covers
 (31) seat mounting bolts
 (32) bolts