





## Quick Reference

---

These symbols are used in Operating Controls section:

SYMBOL	COMPONENT	SEE PAGE
	choke lever	16
	ON – ignition switch	17
OFF	OFF – ignition switch	17
	START button	18
	engine stop button	18