





Switches *(Continued)*

CRF1000D/D II

Headlight dimmer/Passing light control switch


-  : High beam
-  : Low beam
-  **PASS** : Flashes the high beam headlight.

Shift up switch (+)

To shift up the gear.  P.79

Handle grip heater switch

CRF1000D II


Change the handle grip heater level or turn the handle grip heater on and off.  P.58

Horn button


Turn signal switch

Pressing the switch turns the turn signal off.

Torque Control switch

Torque Control level setting and Torque Control on/off.  P.61

Shift down switch (-)

To shift down the gear.  P.79

AT/MT Switch

To shift between the AT MODE and MT MODE.  P.77

