

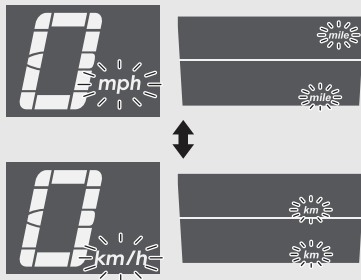




3 Changing the speed and mileage unit:

- 1 Press the  (up) button or the  (down) button to select either "mph" and "mile" or "km/h" and "km".



- 2 Press the **SET** button. The speed and mileage unit is set, and then the display moves to the changing of the coolant temperature gauge unit.

4 Changing the air temperature gauge unit:

- 1 Press the  (up) button or the  (down) button to select either "°F" or "°C".



- 2 **When selecting the "mph" and "mile".**
Press the **SET** button. The air temperature gauge unit is set, and then the display moves to the changing of the setting of subtraction trip.
- When selecting the "km/h" and "km".**
Press the **SET** button. The air temperature gauge unit is set, and then the display moves to the changing of the fuel mileage meter unit.