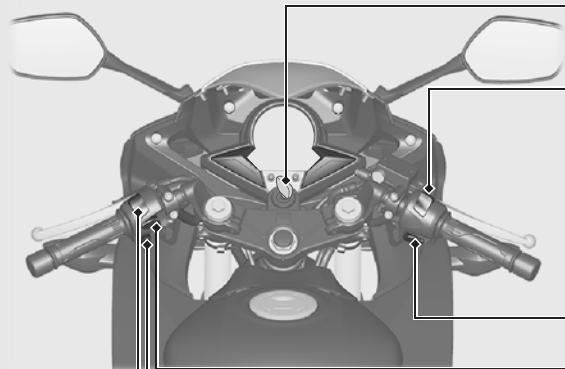




Switches



Engine stop switch

Should normally remain in the  (Run) position.

- ▶ In an emergency, switch to the  (Off) position (the starter motor will not operate) to stop the engine.



Start button





Horn button



Turn signal switch

- ▶ Pressing the switch turns the turn signal off.

Headlight dimmer switch

- : High beam
- : Low beam