



To set the clock:

- a Turn the ignition switch on.
- b Press and hold the **MODE** and **RESET** buttons until the hour digits start flashing.



- b Press **RESET** button until the desired hour and AM/PM are displayed.
- ▶ Press and hold to advance the hour fast.




- b Press **MODE** button. The minute digits start flashing.



- e Press the **RESET** button until the desired minute is displayed.

- ▶ Press and hold to advance the minute fast.



- ! Press **MODE** button. The clock is set. If the **MODE** button was not pressed during the adjustment, adjustment will be cancelled by the following conditions.

- ▶ No buttons were pressed for about 30 seconds.
- ▶ Turn the ignition switch off and then on.