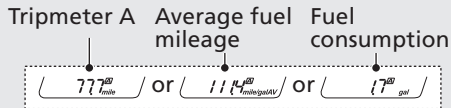
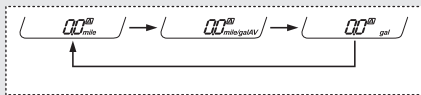


To reset the tripmeter, average fuel mileage and fuel consumption

- 1 To reset tripmeter A, average fuel mileage, and fuel consumption together, press and hold **A** button.



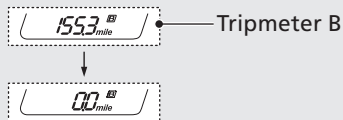
- 2 When they are reset, "0.0" is displayed at each indication.



- 3 Then, the display returns to the last selected indication.



- 4 To reset tripmeter B, press and hold **A** button with tripmeter B displayed.



Also, after refueling more than the reserve amount, the tripmeter A, average fuel mileage, and fuel consumption can be automatically reset.

You can activate or deactivate the automatic reset mode by refueling.