








Quick Reference

These symbols are used in Controls & Features section:

SYMBOL	COMPONENT	SEE PAGE
	START button	29
	RUN — engine stop switch	29
	OFF — engine stop switch	29
	HI — headlight dimmer switch	30
	LO — headlight dimmer switch	30
	turn signal switch	30
	horn button	31