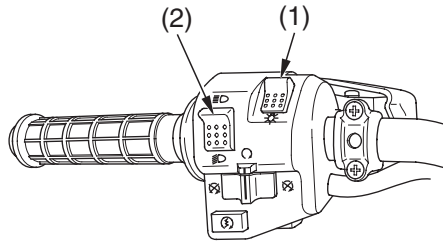




Controls & Features





Headlight Switch





LEFT HANDLEBAR





(1) headlight switch

(2) headlight dimmer switch

-  ON
-  OFF
-  HI
-  LO

The headlight switch (1) is used to turn the headlights and assist headlight ON () or OFF (). To operate, turn the switch to ON () or OFF ().

Headlight Dimmer Switch

The headlight dimmer switch (2) is used to change between the high and low beams of the headlight. To operate, turn the switch to HI () for high beam, LO () for low beam.

The headlight dimmer switch will not change the assist headlight beam.

