

Starting & Stopping the Engine

Stalled Engine


You can restart the engine while the vehicle is stopped by squeezing the front brake lever and pressing the start button.


Do not press the throttle lever while starting in gear. Your ATV is equipped with a start inhibitor system that will cut off the ignition if the throttle is open while attempting to start in gear.



Once you have started the engine, release the front brake lever, then apply throttle gradually.

How to Stop the Engine

Normal Engine Stop

To stop the engine, make sure the transmission is in neutral by checking that the neutral indicator light is on, then turn the ignition switch OFF ().

The engine stop switch should normally remain in the RUN () position even when the engine is OFF.

If your ATV is stopped with the engine stop switch OFF () and the ignition switch ON (), the battery will discharge.

Emergency Engine Stop

To stop the engine in an emergency, use the engine stop switch. To operate, slide the switch to either OFF () position.