




Emergency Gear Selection & Operation



How to Shift Gears Manually:



(A) downshift (counterclockwise) (B) upshift (clockwise)

- With the ATV unoccupied, align the hexagonal hole of the gear change tool with the hexagonal end of the secondary spindle which is located on the front crankcase.
- To downshift, turn the gear change tool counterclockwise (A).
To upshift, turn the tool clockwise (B).
- If the transmission does not shift, rock the vehicle back and forth and try again.
- Return the gear change tool to underside of the seat.

Do not attempt to shift gears manually using the gear change tool while riding.

If the transmission is shifted manually when the electric shift system is functioning, the system will shutdown automatically and the shift switches will not operate. To reactivate the system, turn the ignition switch to the “OFF” () position, then turn it back to the “ON” () position.

