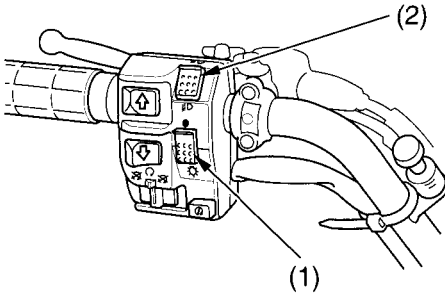


# Controls & Features

## Headlight Switch





### LEFT HANDLEBAR







(1) headlight switch

(2) headlight dimmer switch



 ON  
 OFF

 HI  
 LO

The headlight switch (1) is used to turn the headlight ON (  ) or OFF (  ). To operate, turn the switch to ON (  ) or OFF (  ).

## Headlight Dimmer Switch



The headlight dimmer switch (2) is used to change between the high and low beams of the headlight. To operate, turn the switch to HI (  ) for high beam, LO (  ) for low beam.